

AXEL

TOP MOUNT

A strikingly simple and modern interpretation of the century-old flat track barn door hardware system. Featuring a field-customizable track and a raw industrial aesthetic with exposed bearings. Made in the USA from high-quality mild or stainless steel.

FEATURES

- High precision bearings provide silky-smooth door travel.
- Low profile design, provides highly versatile use.
- Accommodates wood, metal-clad, and composite doors.
- ADA compatible door pull force at full panel weight.
- Designed in Portland, OR. Proudly Made In The USA.
- 10 year commercial warranty.

SPECIFICATIONS


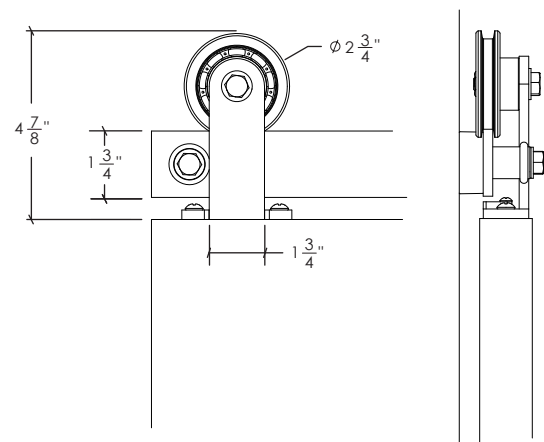
- Available in standard track lengths: 6' (70"), 8' (94"), 10' (116").
- Cut and drill track in field with commonly available tools. (Raw and Black Steel Only)
- Accommodates framed walls, concrete, and structural steel.
- Customize door travel on site.

WHAT'S INCLUDED

- 1 x track system with all necessary mounting hardware.
 - 2 x door stops.
 - 2 x trolleys with all necessary door mounting hardware.
 - 1 x door bottom guide.
- Visit our website for all compatible options and add-ons.

DETAILS

- For door panels 1-3/8" and thicker. Choose Face Mount for thinner panels, or contact us.
- Define door panel to wall clearance by adjusting trolley mounting position on top of door.
- Standard 200 lb door weight capacity. Contact us for heavier door panels.

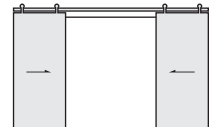
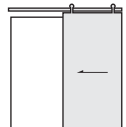


QUICK LOOK

FINISH OPTIONS



CONFIGURATIONS



WEIGHT CAPACITY

200 lb per panel. Contact us for heavier door panels.

DOOR PANEL COMPATIBILITY

Wood, metal-clad, and composite door panels.

MORE INFORMATION

For more information visit: www.krownlab.com/axel

ORDERING AND PRICING

For inquiries or to place orders, please contact: support@krownlab.com, or call +1 503 292 6998. Trade discounts and volume pricing available.