

DOOR GUIDE

PREMIUM WOOD DOOR T-GUIDE

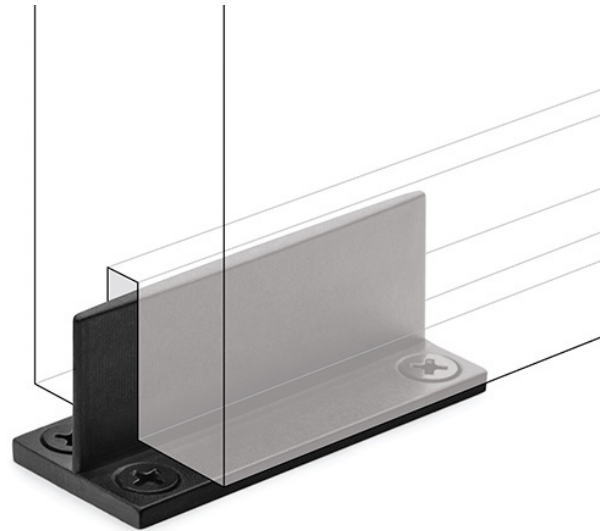
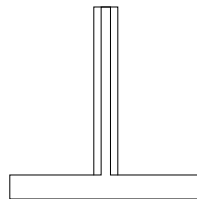
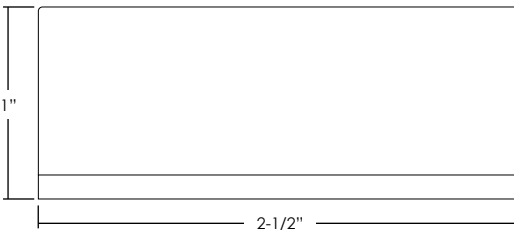

Premium low-profile door guide specifically designed for sliding wood doors. Made in the USA and manufactured from solid billet aluminum with a durable anodized finish.

FEATURES

- Fast and simple door preparation.
- Standard 1/16" Saw Blade cut.
- Eliminates door panel routing operation.
- Machined from solid billet aluminum.
- Mounts to most surfaces.
- Proudly Made In The USA.
- 10 year commercial warranty.


SPECIFICATIONS

- Compatible with wood panels 1" and thicker.
- Fasteners included.



QUICK LOOK

FINISH OPTIONS



Black Stainless

DOOR PANEL COMPATIBILITY

Compatible with wood panels 1" and thicker.

MORE INFORMATION

For more information: www.krownlab.com/accessories

ORDERING AND PRICING

For inquiries or to place orders, please contact: support@krownlab.com, or call +1 503 292 6998
Trade discounts and volume pricing available.